

As with any change in banknote design, all businesses that handle cash will need to plan and prepare for the introduction of the new, smaller polymer notes.

Retailers who handle cash will need to be able to recognise and authenticate the new notes, and some handling practices may need to be adapted. Below are some frequently asked questions to help you in the transition.

### Are polymer notes easy to handle?

Yes. Polymer notes feel different from paper notes but they can be handled just as easily.

### Do polymer notes stick together?

Brand new polymer notes, like paper notes, can sometimes stick together but this effect is short-lived once in use. New notes can be fanned or tapped on a desktop surface to make them easier to count by hand or machine.

### Can retailers use banknote checking/counting machines with polymer notes?

Yes, although they will need to be adapted to allow for polymer notes. Retailers should engage directly with machine manufacturers or suppliers to discuss what adaptations will be required. When purchasing new machines retailers should ask the supplier if they are capable of checking and counting paper and polymer notes.

If your business uses check-weighing devices to count notes, paper notes will need to be separated from polymer notes before putting them through the machine. This is because paper notes weigh slightly more than polymer notes.

### How should businesses open packets of new notes?

Businesses should avoid using sharp objects such as knives and scissors to open packets of new notes. Whilst polymer notes are more durable, they can tear quickly if they are nicked. Less sharp objects such as letter openers can be used as an alternative.

The new fiver is printed on polymer - a thin and flexible plastic material. It's around 15% smaller than the paper £5 note.

The paper £5 note will be withdrawn from circulation in May 2017.

The new polymer £10 note, featuring Jane Austen, will be issued in summer 2017.

The new polymer £20 note, featuring JMW Turner, will be issued by 2020.

The Bank of England will make a decision on when to issue a new £50 note, and whether to print it on polymer, in due course.

#### For further information

Tel: 020 7601 4878

Email: [enquiries@bankofengland.co.uk](mailto:enquiries@bankofengland.co.uk)

[www.thenewfiver.co.uk](http://www.thenewfiver.co.uk)

Public Enquiries Group,  
Bank of England, Threadneedle Street,  
London EC2R 8AH

This leaflet is also available in Welsh.

TNFDL1



# The New Fiver

Issued 13 September 2016

You can find information on the new polymer £5 note and its security features in this booklet. Polymer notes provide enhanced counterfeit resilience, and help increase the quality of notes in circulation.



# The New Fiver

Issued 13 September 2016



BANK OF ENGLAND

### Sir Winston Churchill (1874 - 1965)

Sir Winston Churchill was a British statesman who was Prime Minister of the United Kingdom from 1940 to 1945 and from 1951 to 1955. Churchill was also a writer and an artist. He won the Nobel Prize for Literature in 1953.

### Can I still use the paper £5 note?

You can continue to use the paper £5 note, featuring Elizabeth Fry, until it is withdrawn from circulation in May 2017. Genuine Bank of England banknotes that have been withdrawn from circulation retain their face value for all time and can be exchanged with the Bank of England.

Visit

[www.bankofengland.co.uk/banknotes/about/exchanges](http://www.bankofengland.co.uk/banknotes/about/exchanges)

Portrait of Sir Winston Churchill from a photograph taken on 30 December 1941 by the renowned photographer Yousuf Karsh © Yousuf Karsh/Camera Press



# Banknote checklist • Features to look for on the new polymer £5 note

Follow these simple steps to verify your new fiver's security features.  
Remember do not rely on just one feature, check a few

1



## Check the see-through window

There is a large see-through window on the note. A clearly defined portrait of the Queen is printed on the window with the words '£5 Bank of England' printed twice around the edge.


front



back




10



## Check the ultra-violet feature

If you look at the front of the note under a good quality ultra-violet light, the number 5 appears in bright red and green whilst the background remains dull in contrast.

2




A finely detailed metallic image of the Elizabeth Tower is positioned over the window. The foil is **gold on the front** of the note and **silver on the back** of the note. When the note is tilted a multi-coloured rainbow effect can be seen.

3



Around the edge of the window is a coloured border which changes from purple to green when the note is tilted. The £ symbol in the window also changes from purple to green. This effect can be seen on the front and back of the note.


4



## Check the foil patches

On the front of the note, below the see-through window, is a silver foil patch. When the note is tilted the word 'Five' changes to 'Pounds' and a multi-coloured rainbow effect can be seen.

5



On the front of the note, above the see-through window, is a silver foil patch containing an image of the coronation crown which appears 3D. When the note is tilted a multi-coloured rainbow effect can be seen.

6



On the back of the note, there is a circular green foil patch which contains the word BLENHEIM. It is immediately behind the crown on the front.

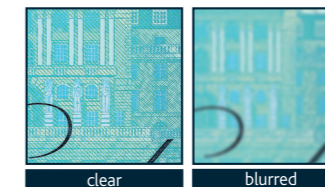
7



## Check the polymer and the raised print

The note is printed on polymer which is a thin and flexible plastic material. By running your finger across the front of the note you can feel raised print in areas such as the words 'Bank of England' and in the bottom right corner, around the number 5.


8



## Check the print quality

The printed lines and colours on the note are sharp, clear and free from smudges or blurred edges.

9



## Check the microlettering

Using a magnifying glass, look closely at the lettering beneath the Queen's portrait— you will see the value of the note written in small letters and numbers.